


DISKOMAT

advanced dishwashing

eco WASTE AWAY - Midi

food waste collection system



Specification

► Function

The waste inlet, made from stainless steel, can easily be integrated in new or existing dishwashing lines. The inlet is supplied with a rubber scraper for plates and a magnetic trap for magnetic cutlery. Bulk waste can easily be emptied into the inlet. After grinding the food waste it is transported in a closed pipe system by suction/pressure to a storage tank or de-watering unit. The storage tank is emptied 1-4 times per month (depending on size of tank) by an extraction truck for transport to biogas/composting facility.

► Dimension

Waste inlet: D=250 mm, W=550 mm, H=875±25 mm.
 Grinder: 0,25 kW.
 Container under the inlet grinder 18l with level sensor.
 Pump: 0,75 kW, within 10 m from the inlet.
 Tank size: 2 - 12 m³.
 Pipe from waste inlet to pump: ID Ø75 mm
 Pump to tank: ID Ø50 mm.

► Capacity

7 liter per cycle, up to 500 litres per hour.
 Cycle time 40 sec, adjustable up to 240 sec.

► Cleaning

With water at the end of the shift/day.
 Grinder parts in dishwasher.

► Options

Integrated cleaning ramp inside tank if difficult for extraction truck operator to get access to the tank.

► Patent

Patent has been granted on the grinder.

► Design/Features

Instead of food waste being an environmental problem it becomes a source of energy that can be used for biogas or compost.
 The food waste is also handled without hygienic or working environment problems. No smelly unhygienic containers, heavy handling, transport or storage of food waste containers / bags.
 The grinder can handle all normal type food waste, incl. chicken bones, fish skins, long fibre products.
 Eco waste away is a complete, modular, closed system that requires minimal maintenance.

► Technical data

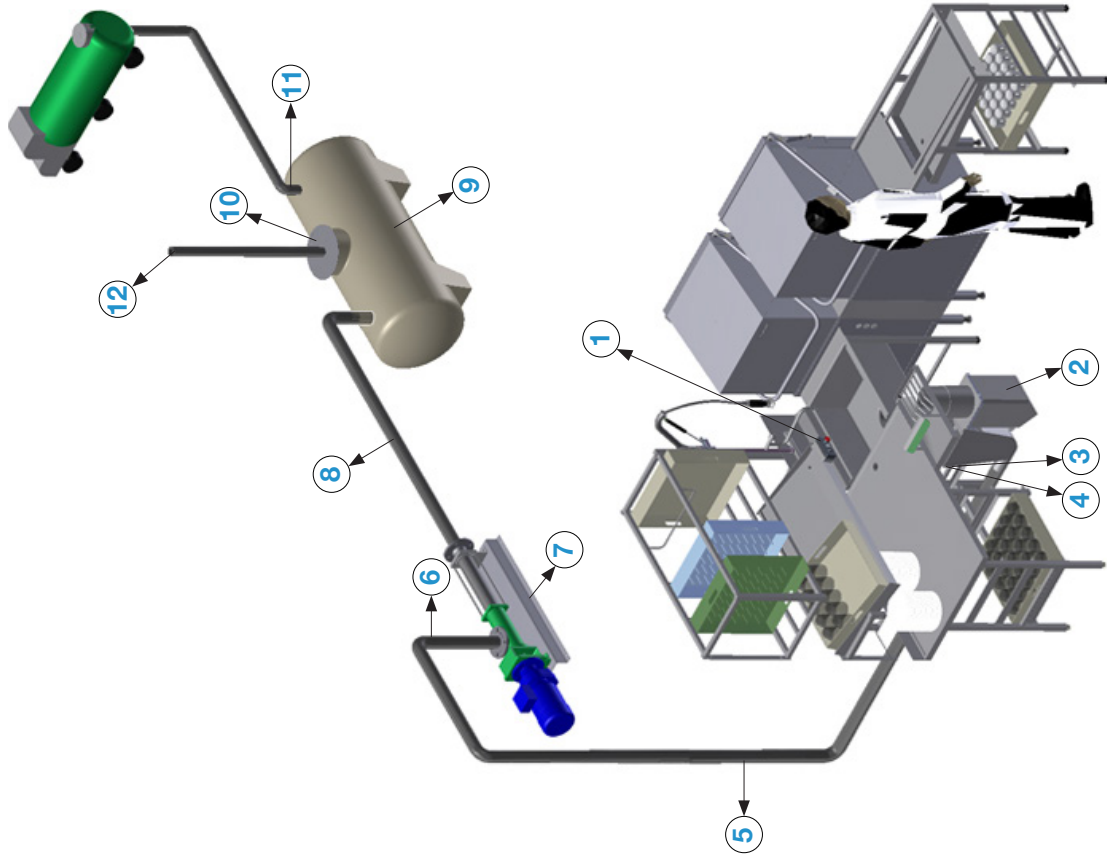
Pos 1 Waste inlet
 Pos 2 Pump
 Pos 3 Waste tank

Waste inlet	7 l, cycle time 40-240 seconds
Capacity	Up to 500 l/h
Ventilation pipe	Pos 3 Ø75 mm
Pipe dimensions	Pos 1 to Pos 2 Ø75 mm Pos 2 to Pos 3 Ø50 mm
Electrical connections	Pos 1 230V 1N 0,25 kW 10A Pos 2 230V 1N 0,75 kW 10A
Signal wire	Pos 1&2&3 24V
Material	SS2333, Al, Fiberglass
Pipe to extraction point	Ø75 mm
Water connection	Pos 1 & Pos 3 Ø1/2"

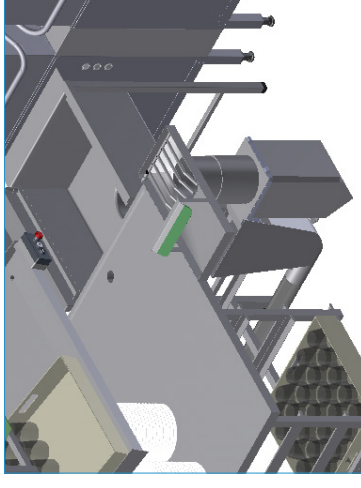
ECO WASTE AWAY - Midi

food waste collection system


Flow diagram



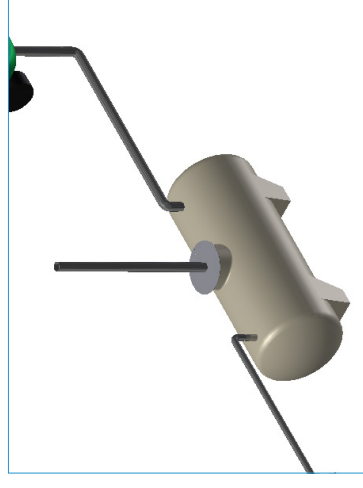
- 1 Control panel for operator
- 2 Grinder 0.25 kW
- 3 Level indicator
- 4 Water valve
- 5 PEH plastic pipe or hose Ø75 mm
Length up to 10m from inlet to pump
- 6 Pressure sensor
- 7 Suction/pressure pump 0,75 kW
- 8 PEH plastic pipe or hose Ø50 mm
Length up to 50m from pump to tank
- 9 Tank 2-12 m³
- 10 Level indicator in tank
- 11 Pipe Ø75 mm to terminal for food waste extraction
- 12 Ventilation pipe Ø75 mm



Waste inlet - (Pos 1)



Pump - (Pos 2)



Waste tank - (Pos 3)